


How to make your very own wig!

1. Colour and decorate your wig template
2. Carefully cut it out
3. Make a band out of card to go round your head and stick your wig to the front
4. Now you're ready to get wiggly with it!






How to make your very own wig!

1. Colour and decorate your wig template
2. Carefully cut it out
3. Make a band out of card to go round your head and stick your wig to the front
4. Now you're ready to get wiggly with it!






How to make your very own wig!

1. Colour and decorate your wig template
2. Carefully cut it out
3. Make a band out of card to go round your head and stick your wig to the front
4. Now you're ready to get wiggly with it!






How to make your very own wig!

1. Colour and decorate your wig template
2. Carefully cut it out
3. Make a band out of card to go round your head and stick your wig to the front
4. Now you're ready to get wiggly with it!






How to make your very own wig!

1. Colour and decorate your wig template
2. Carefully cut it out
3. Make a band out of card to go round your head and stick your wig to the front
4. Now you're ready to get wiggly with it!





How to make your very own wig!

1. Colour and decorate your wig template
2. Carefully cut it out
3. Make a band out of card to go round your head and stick your wig to the front
4. Now you're ready to get wiggly with it!

